



Straight Edge

Guide to the Use & Installation

Product Description


Pavetuf Straight Edge is the perfect choice for edging our Luxigraze Artificial Grass, lawns, borders, flower beds and pathways giving a neat garden appearance with perfect straight lines, crisp corners, gentle curves and shapes. Pavetuf Straight Edge gives a defining break between different materials such as gravel, lawns, paving, bark, mulch and much more.

Pavetuf Straight Edge is manufactured from aircraft grade aluminium alloy designed to last at least 25 years, meaning it is very low maintenance with no painting, staining or rusting to worry about. Held securely in place with barbed Fixing Stakes, it is light and easy to handle with a unique telescopic design to make installation quick and easy. Featuring a rounded top edge which will not damage lawn mower blades and a castellated body which gives maximum strength for heavy lawn mowers and prevents lifting by frost.

A heavy-duty version gives extra thickness for projects that need even more strength than the standard Pavetuf Straight Edge.

Benefits

- Strong
- Long lasting
- No rusting, painting or staining
- Easy to install
- Clean edge detail
- Saves hours of future edging work



Application

Preparation

Dig a small trench approximately 5cm wide and 10cm deep in the position required.

Choose your jointing method

Pavetuf Straight Edge's unique telescopic design allows you to simply slide one piece inside the other. We recommended approximately 50mm overlap on each joint.

Alternately for flush fit joints use the flush joint piece behind each joint which slide in place. Packs of flush joining pieces can be purchased separately.

For curves

If laying with a gentle curve form the curve to the shape and design you require. Avoid forming curves and bends at stake locations as it will be more difficult to pass stakes through the stake pocket.

For angles

For sharp angles use a piece of 4" x 2" timber or the end of a work bench, measure and line up where you want the bend to be, hold or clamp the Pavetuf Straight Edge down and swiftly push down on the overhanging Pavetuf Straight Edge until the desired angle is achieved. When making cuts use a sharp scribe and cut with a hack saw.

Installation


Place the formed and jointed Pavetuf Straight Edge into the trench ensuring the stake pockets are located toward the lawn side and joint together with your preferred jointing method.

Check the height of the top edge of the Pavetuf Straight Edge, which should be 2-6mm above true ground level but beneath the required cut grass level.

Once you are happy with the shape and height fix in place by inserting the Fixing Stakes using a mallet.

Back fill with your chosen infill material.

NOTE: The above notes are intended as a guide only and professional advice should be obtained before work is commissioned. Talasey accepts no responsibility for any damage or loss as a result of using the information in these guidelines.



Sizes & Colours

Pavetuf Straight Edge	Piece Length (mm)	Height (mm)	Thickness (mm)	Number Per Pack	Linear Meter Per Pack
Natural Aluminium	2400	102	3	14	33.60
Natural Aluminium	1200	102	3	4	4.80
Brown Aluminium	2400	102	3	14	33.60
Brown Aluminium	1200	102	3 3	4	4.80
Green Aluminium	2400	102	3	14	33.60
Black Aluminium	2400	102	3	14	33.60
Natural Aluminium Flush Joint	100	102	3	14	-
Brown Aluminium Flush Joint	100	102	3	14	-
Green Aluminium Flush Joint	100	102	3	14	-
Black Aluminium Flush Joint	100	102	3	14	-
Natural Heavy-Duty Aluminium	2400	102	4.5	12	28.80
Natural Heavy-Duty Aluminium (140mm)	2400	140	4.5	10	24.00
Brown Heavy-Duty Aluminium	2400	102	4.5	12	28.80
Brown Heavy-Duty Aluminium (140mm)	2400	140	4.5	10	24.00
Green Heavy-Duty Aluminium	2400	102	4.5	12	28.80
Heavy-Duty Aluminium Flush Joint Natural	100	102	4.5	12	-
Heavy-Duty Aluminium Flush Joint Natural	100	140	4.5	10	-
Heavy-Duty Aluminium Flush Joint Brown	100	102	4.5	12	-
Heavy-Duty Aluminium Flush Joint Brown	100	140	4.5	10	-
Heavy-Duty Aluminium Flush Joint Green	100	102	4.5	12	-
Rusty Aluminium	2400	150	4	10	24.00
Aluminium Fixing Stakes (colour matches edging) for 1200 length included with edging	1 Per Length	305	3	28	-
Aluminium Fixing Stakes (colour matches edging) for 2400 length included with edging	2 Per Length	305	3	28	-

Technical Data

Pavetuf Straight Edge is manufactured using Aluminium Alloy 6063 to a T6 hardness.

Fixing Stakes are manufactured using Aluminium Alloy 6061 to a T6 harness.

Health & Safety

Hand Protection - Wear appropriate gloves.


Eye Protection - Wear protective goggles where appropriate.

Foot Protection - Wear appropriate safety boots.

Clothing - Wear appropriate protect clothing.

Please dispose of packaging and waste products in line with current environmental legislation.

It is your responsibility to ensure that you comply with all applicable health and safety legislation and guidelines.



www.pavetuf.com

For further information or technical advice call

0330 333 8030

Distributed by Talasey Ltd

www.talasey.co.uk

TOTALLY TALASEY

TALASEY ARE PROUD TO BRING YOU THEIR EXTENSIVE PORTFOLIO OF THE FINEST LANDSCAPING PRODUCTS AND SOLUTIONS



Legal Notice - The information in this Document or on Talasey Ltd's Website referred to herein (the "Materials") is for guidance purposes and intended to assist you in your purchase and enjoyment of the product. Talasey Ltd will have no responsibility or liability, howsoever arising, for reliance on the information provided in the Materials. Talasey Ltd's sole liability in respect of any products shall be as outlined in the terms and conditions of purchase or in any express guarantee relating to the product purchased. Any product guarantee referenced in the Materials is subject to terms and conditions. Whilst we work closely with our partners, any arrangement you make or advise you take from them will be subject to your contract with them and Talasey Ltd has no liability in respect of any act or omission of any third party. Every effort has been taken to ensure that the information contained in the Materials is accurate, specifications and tolerances will be as contained in your order for the products, and may differ from those stated in the Materials, particularly with respect to natural materials where colours may differ from those illustrated. Guidance provided by Talasey Ltd is generic and advice should be sought in respect of local environmental and building regulations as applicable.



PTSETG0221V3

See website for terms & conditions
info@talasey.co.uk
 0330 333 8030
www.talasey.co.uk



TALASEY
 GROUP